

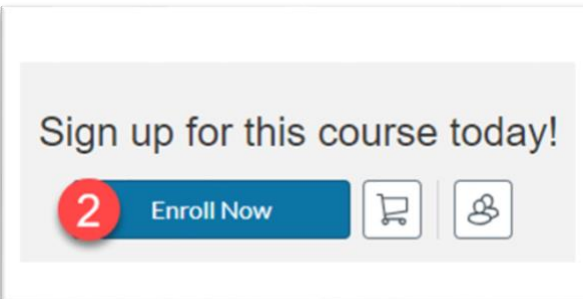
Accessing the Radiologic Technology Application Course

Go to <https://colin.catalog.instructure.com/> to get started.

Click on the image of the course and then click Enroll Now.



A course card for the Radiologic Technology Application Course. The top section features a photograph of a person in a white lab coat and mask working at a computer workstation. A blue banner in the top left corner of the photo says "FREE". Below the photo, the text "RADIOLOGIC TECHNOLOGY APPLICATION COURSE" is displayed in bold, with a red circle containing the number "1" to its right. Underneath, the text "RADIOLOGIC TECHNOLOGY APPLICATION COURSE" is repeated in a smaller font. The CoPIAH - LINCOLN COMMUNITY COLLEGE logo is centered below. At the bottom, the dates "Feb 20, 2023 - Feb 2, 2024" and the word "FREE" are shown, along with a right-pointing arrow icon.



A rectangular box with a light gray background. At the top, the text "Sign up for this course today!" is centered. Below this, there is a blue button with a white number "2" in a red circle on its left and the text "Enroll Now" in white. To the right of the button are two square icons: a shopping cart and a person icon.

If you already have a Canvas account, click to sign in with your Co-Lin Canvas credentials. If you signed in with your Co-Lin credentials, you can navigate back to Canvas (<https://colin.instructure.com>), and the course will appear on your Dashboard. You are now ready to begin the application process.

If you DO NOT have a Co-Lin Canvas account, enter your information (Full Name and Email) and click Register New Account.

Create an Account

IMPORTANT : Notice to users attending Copleh-Lincoln Community College. Sign in with existing credentials.

3 Already have an account? Sign in here


Full Name

Email

Confirm Email

I agree to the [Acceptable Use Policy](#) and acknowledge the [Privacy Policy](#).


I'm not a robot


reCAPTCHA
Privacy - Terms

[Register New Account](#)

Once you have created an account, the next screen you will see will look like this, and you will need to click Enroll and then Go to Courses.

Checkout



RADIOLOGIC TECHNOLOGY APPLICATION COURSE

Course

Free


🗑️

Cancel

Enroll

Ready to Begin

You have successfully enrolled in the following listing.
Go to your [Catalog Student Dashboard](#) to begin the course.



RADIOLOGIC TECHNOLOGY APPLI...

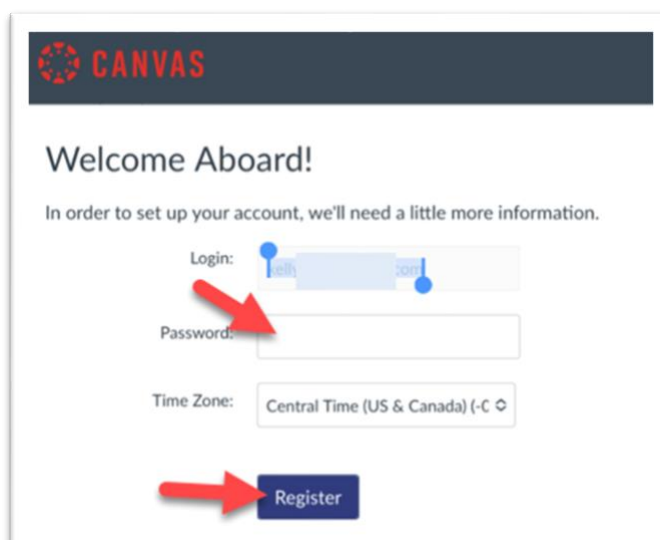
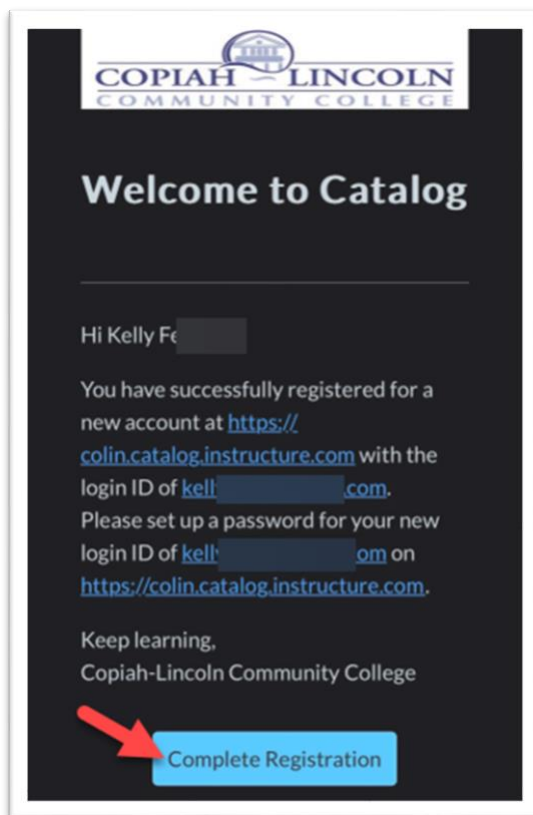
Course

Enrolled

Go to Courses

Return to Catalog

You will then receive a “Welcome to Catalog” email from Canvas that will have a link to Complete Registration, which will include a step to create your Canvas password. Your Canvas username will be your email address.



You can now navigate back to Canvas (<https://colin.instructure.com>), and the course will appear on your Dashboard.