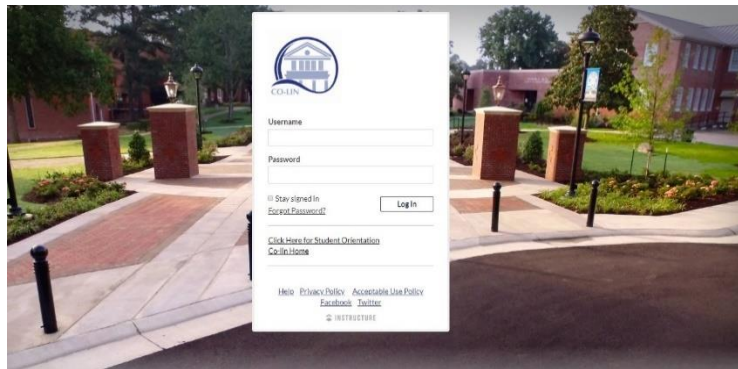


Canvas How To.....

Accessing Your Courses

Go to the Co-Lin home page (<https://www.colin.edu>) and click on the Canvas link or go directly to Canvas at <https://www.colin.instructure.com>.



- Enter your username. Your username is your student ID number. (EX: 123456)
- Enter your password. Your password is your date of birth (EX: MMDDYY).
- Select the blue **Log In** button on the screen.

Browser Recommendation

It is recommended that you use the latest versions of **Chrome**.

- To download Chrome browser, go to <http://www.google.com/chrome>

Login Problems

- Make sure that you are entering your 5 or 6 digit Co-Lin ID number correctly for your username.
- Make sure that you are entering your date of birth in MMDDYY format for your password.
- If you are unable to access your course but see it on your list of courses in Canvas, please click on "Courses" in the course navigation and then click on "All Courses".

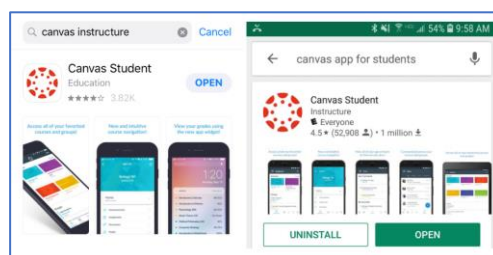
Please contact eLearning at 601-643-8618 or eldinfo@colin.edu if you are experiencing login problems.

Canvas Notifications

- To add your mobile number or an alternate email to Canvas:
- Click on your name in the upper left of Canvas.
- Click on Settings.
- Add alternative email addresses and/or telephone numbers to the "Ways to Contact".
- Then, visit "Notifications" to personalize how often and by which means you would like to be notified of activities within Canvas.

Canvas Mobile App

The Canvas Student App allows students to access their courses and groups using a mobile device. Students can submit assignments, participate in discussions, view grades and course materials. The app also provides access to course calendars, To Do items, notifications, and Conversations messages. Visit the App Store or Google Play to download these to your device.



Technology Information

MyPack

This portal contains information about classes, attendance, financial aid, student records, books, etc. If the website is not available, log on directly at

<https://access.colin.edu/accws/islogin.pgm>

To log on:

- Username: 6-digit ID
- PIN: 5 or 6-digit Date of Birth



Wolf Alert

This is our EMERGENCY NOTIFICATION SYSTEM. If there is any change in its status or information regarding class schedules, students and employees will be contacted through Wolf Alert, local radio and the college website.

- To log on for setup: Go to <https://www.myschoolcast.com>
- Username: Co-Lin email (FLastname3456@st.colin.edu)
- Password: 6-digit Date of Birth (Once you log-on, you will be asked to change your password)

Co-Lin Email

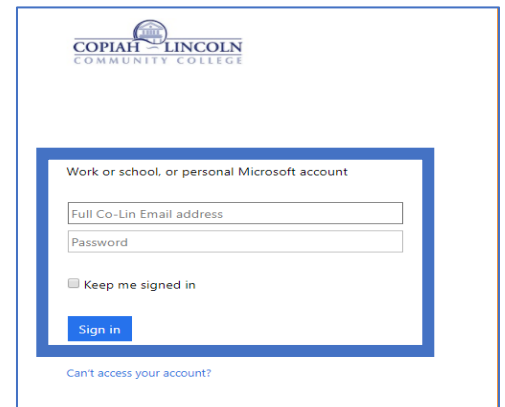
Students will be required to use their college issued email address for communication with instructors.

Your email address is first initial, last name and last four digits of the student ID#@st.colin.edu.

Example: James Willis, ID# 123456 would be jwillis3456@st.colin.edu.

To access your Office365 email account:

- Go to www.colin.edu/mypack.
- Click "Email".
- Enter your full Co-Lin email address and password (your 6 digit date of birth).
- If website is not available, log on directly at <http://outlook.office365.com/owa/colin.edu>



Microsoft Products Downloadable for Free:

Once you are logged into your Co-Lin email you can use the web version of the Microsoft Office products and can download Office 365 to your devices for free and use while you have your Co-Lin account. This version of Microsoft Office products is licensed while you have an ACTIVE Co-Lin account. To use any of the web versions of the products, simply click to open them. To download any of the products, click "Install Office" at the top-right of the screen.

